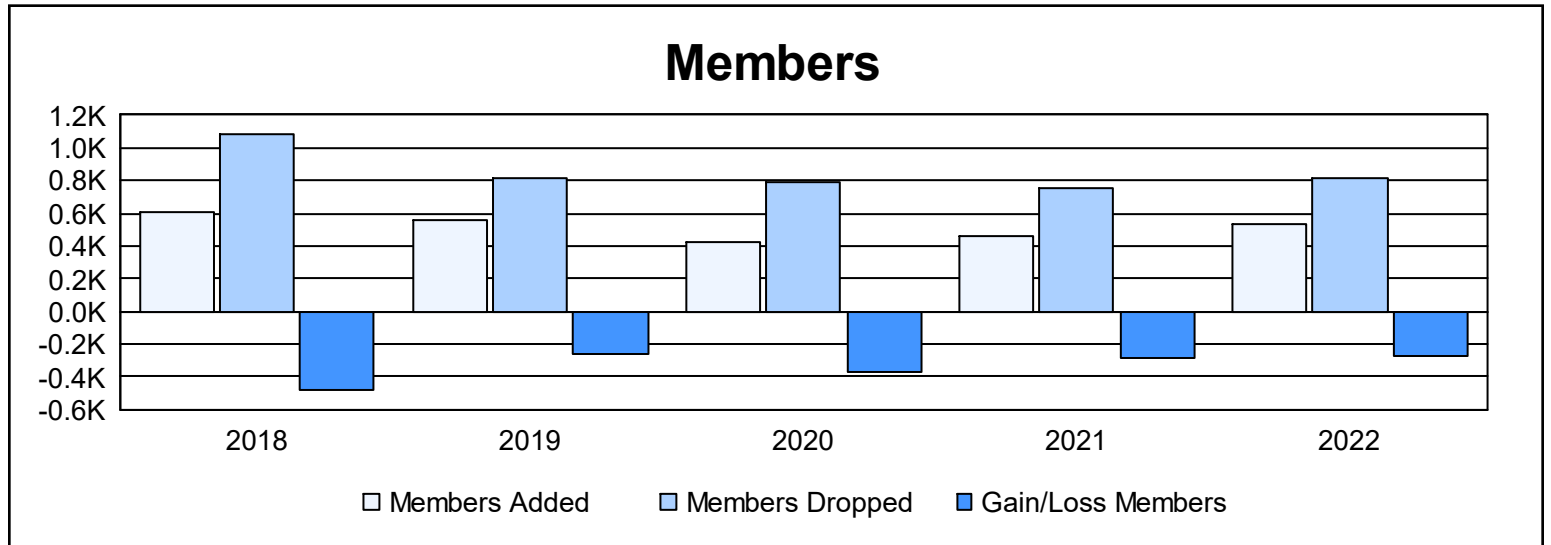
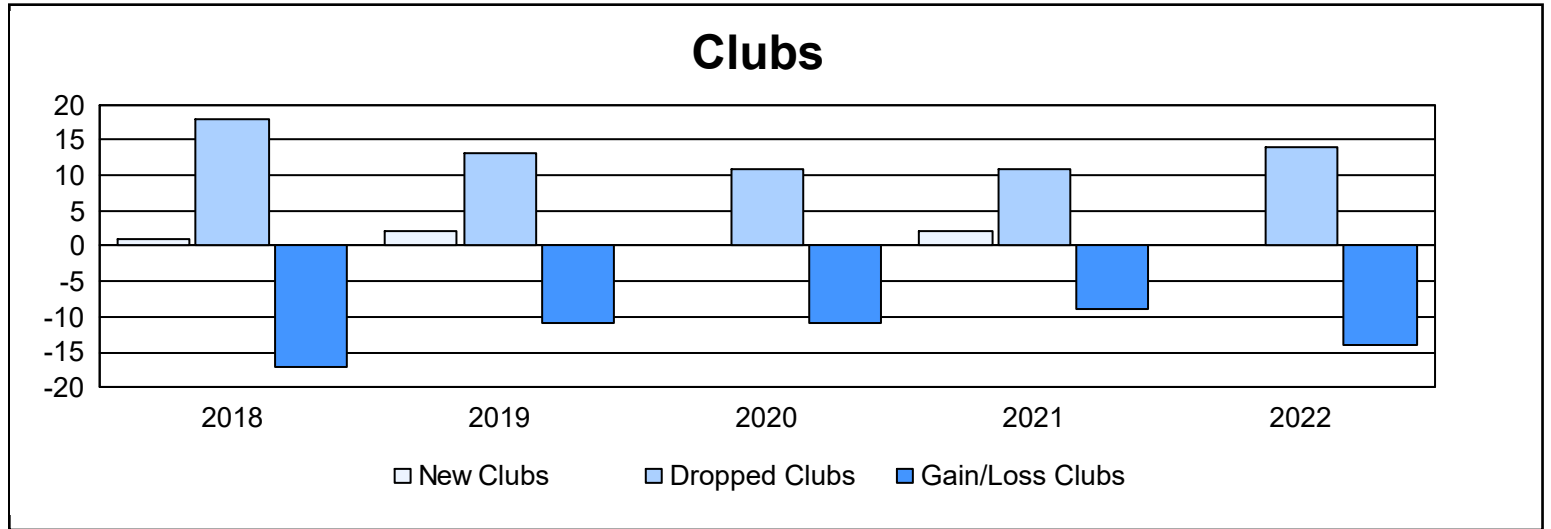
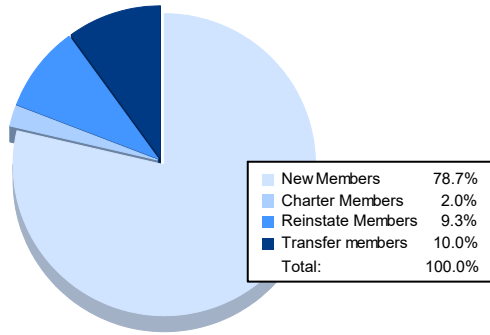


| Year | New Clubs | Dropped Clubs | Gain/ Loss Clubs | New Members | Charter Members | Reinstate Members | Transfer Members | Total Member Added | Total Members Dropped | Gain/ Loss Members |
|----------------|-----------|---------------|------------------|-------------|-----------------|-------------------|------------------|--------------------|-----------------------|--------------------|
| 2017-2018 | 1 | 18 | -17 | 508 | 33 | 21 | 46 | 608 | 1,088 | -480 |
| 2018-2019 | 2 | 13 | -11 | 422 | 56 | 32 | 47 | 557 | 820 | -263 |
| 2019-2020 | 0 | 11 | -11 | 331 | 25 | 24 | 42 | 422 | 796 | -374 |
| 2020-2021 | 2 | 11 | -9 | 322 | 68 | 33 | 36 | 459 | 748 | -289 |
| 2021-2022 | 0 | 14 | -14 | 424 | 11 | 50 | 54 | 539 | 815 | -276 |
| Average | 1 | 13 | -12 | 401 | 39 | 32 | 45 | 517 | 853 | -336 |



Membership Composition June 2022 Cumulative



Gender Composition June 2022 Cumulative

